

BIG RED OWNER SURVEY

1. Type of pen? Ball Pen Soft Tip Pen
2. Color of pen: _____
3. Where was pen purchased?
 Book & stationery store Discount store
 Department store Drug store
 Catalog showroom Other _____
 Don't know, received as gift
4. If gift, received from: Man Woman
5. Your age?
 Under 20 21 - 24 25 - 34
 35 - 44 45 - 54 55 and over
6. Sex of owner? Female Male
- Today's date _____
- I saw this pen advertised:
 On TV Newspaper (name) _____
 Magazine (name) _____ Other _____
- Name _____ Address _____
- City _____ State _____ Zip _____

GUARANTEE

Parker will repair or replace your writing instrument free if it fails to perform due to defects in materials or workmanship. Should this occur, just return it to us.

THE PARKER PEN COMPANY
219 EAST COURT STREET
JANESVILLE, WISCONSIN 53545
Attention: Big Red Owner Service Department

NO. 0-125-075/PRINTED IN U.S.A./2-74

**BIG
RED IS
BIG...**

AND WARM

AND FRIENDLY

A glorious handful of solid pleasure - whether you own the Big Red Ball Pen for long-lasting, convenient writing - or the Big Red Soft Tip Pen for quick notes and swashbuckling signatures - **BIG RED - A FUN WAY TO WRITE!**

HOW TO REFILL BIG RED PENS




Cap




Front End




Barrel



Ball Pen Refill



Soft Tip Refill



Refill With Adapters



Refill Cap

BALL PEN

1. Unscrew cap from barrel, unscrew front end from barrel.
2. Pull adapters off empty refill, discard refill.
3. Insert new refill into adapters, and insert into front end of pen.
4. Screw front end and barrel back together and you're ready to write again.

SOFT TIP PEN

1. Unscrew cap from barrel, unscrew front end from barrel.
2. Remove empty refill and discard.
3. Uncap new refill and insert into front end of pen, point first. Discard refill cap.
4. Screw front end and barrel back together and you're ready to write again.



PARKER

World's most wanted pens